

**GENERAL INFORMATION**

**ZIP-IT®**

Wallboard Anchor

**PRODUCT DESCRIPTION**

The Zip-It anchor is a one-piece self drilling anchor designed for use in gypsum wallboard for light to medium duty loads. It is available in both engineered nylon and Zamac alloy designed for use with No. 8 screws in 3/8" to 1" thick wallboard. The Zip-It Jr. is also available in engineered nylon and Zamac alloy designed for use with No. 6 screws in 3/8" to 5/8" wallboard. These fasteners are not recommended for use overhead or applications where holding values are critical.

**FEATURES AND BENEFITS**

- + Ideal for mounting light electrical fixtures, fastening drapery supports, installing phone systems, miscellaneous hardware, etc.
- + Offered with and without screws and available in kits.

**MATERIAL SPECIFICATIONS**

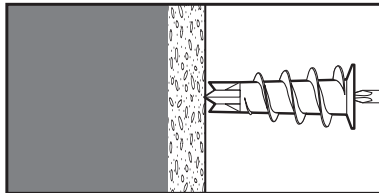
Anchor Component	Component Material	
	Nylon Zip-It/ Zip-It Jr.	Zinc Zip-It/ Zip-It Jr.
Anchor Body	Nylon	Zamac Alloy

**INSTALLATION SPECIFICATIONS**

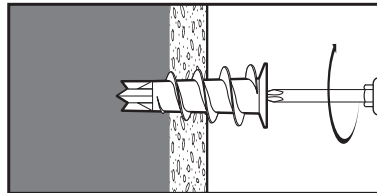
Dimensions	Zinc Zip-It	Nylon Zip-It	Zinc Zip-It Jr.	Nylon Zip-It Jr.
Collar (size)	9/16	9/16	15/32	15/32
Screw Size (UNC)	No. 8*	No. 8*	No. 6	No. 6
Thread Length (in.)	15/16	15/16	47/64	47/64
Point Length (in.)	19/64	3/4	19/64	37/64
Anchor Length (in.)	1-5/16	1-11/16	1	1-5/16
Min. Screw Engagement (in.)	3/4	3/4	3/4	3/4

\* Recommended Size  
The Zinc Zip-It will accept No. 6 screws. The Nylon Zip-It will also accept No. 6 and No. 10 screws.

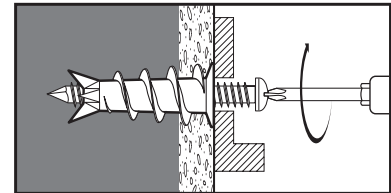
**INSTALLATION GUIDELINES**



Insert No. 2 Phillips driver bit into the recess of the Zip-It anchor head. Use a manual screwdriver or a low rpm battery powered electric screw gun.



Push the Zip-It anchor into the surface of the wallboard until the tips penetrate the surface. Using gentle forward pressure, rotate the Zip-It until the collar sets flush to the surface of the wall.



Put the fixture in place, insert the screw and tighten until it feels secure. As the screw is threaded into the nylon versions, the point will expand resulting in increased load capacity in thicker wallboard.

**Note:** Pre-drill hole if difficulty is encountered during installation of the Zip-It. In very hard wallboard or double-board construction, use 1/4" diameter drill bit. In solid plaster wall use 7/16" diameter drill bit (HSS or Carbide). Job site tests are recommended when pre-drilling holes.


**Note:** When using an electric screw gun for application, set clutch and use slow speed (do not exceed approximately 300-400 rpm).

**SECTION CONTENTS**

General Information..... 1  
 Installation Guidelines..... 1  
 Performance Data..... 2  
 Ordering Information..... 2



NYLON ZIP-IT



ZINC ZIP-IT

**ANCHOR MATERIALS**

- Engineered Plastic or Zamac Alloy

**ANCHOR SIZE RANGE (TYP.)**

- No. 6, No. 8, or No. 10 Screws

**SUITABLE BASE MATERIALS**

- Wallboard

## PERFORMANCE DATA

### Ultimate and Allowable Load Capacities for Zip-It in Wallboard<sup>1,2</sup>

Anchor	3/8" Wallboard				1/2" Wallboard				5/8" Wallboard				3/4" Wallboard			
	Ultimate Loads		Allowable Loads		Ultimate Loads		Allowable Loads		Ultimate Loads		Allowable Loads		Ultimate Loads		Allowable Loads	
	Tension lbs. (kN)	Shear lbs. (kN)	Tension lbs. (kN)	Shear lbs. (kN)	Tension lbs. (kN)	Shear lbs. (kN)	Tension lbs. (kN)	Shear lbs. (kN)	Tension lbs. (kN)	Shear lbs. (kN)	Tension lbs. (kN)	Shear lbs. (kN)	Tension lbs. (kN)	Shear lbs. (kN)	Tension lbs. (kN)	Shear lbs. (kN)
Zip-It	50 (0.2)	60 (0.3)	15 (0.1)	15 (0.1)	65 (0.3)	70 (0.3)	15 (0.1)	20 (0.1)	80 (0.4)	100 (0.5)	20 (0.1)	25 (0.1)	85 (0.4)	100 (0.5)	20 (0.1)	25 (0.1)
Zip-It Jr.	45 (0.2)	50 (0.2)	10 (0.0)	15 (0.1)	55 (0.2)	55 (0.2)	15 (0.1)	15 (0.1)	70 (0.3)	70 (0.3)	20 (0.1)	20 (0.1)	75 (0.3)	80 (0.4)	20 (0.1)	20 (0.1)

1. Ultimate load capacities are provided for reference and must be reduced by a minimum safety factor of 4.0 or greater to determine allowable working loads.
2. These fasteners are not recommended for use overhead or applications where holding values are critical.

## ORDERING INFORMATION

### Nylon Zip-It®

Cat No.	Style	Description	Wall Thickness	Box Qty	Carton Qty
2345	Nylon Zip-It®	Nylon Zip-It, no screws	3/8" to 1"	100	1000
2348	Nylon Zip-It®	Nylon Zip-It with #8 x 1" screws	3/8" to 1"	100	1000



### Nylon Zip-It® Jr.


Cat No.	Style	Description	Wall Thickness	Box Qty	Carton Qty
2350	Nylon Zip-It® Jr.	Nylon Zip-It Jr., no screws	3/8" to 5/8"	100	1000
2351	Nylon Zip-It® Jr.	Nylon Zip-It Jr. with #6 x 1" screws	3/8" to 5/8"	100	1000



### Core Zip-It®


Cat No.	Style	Description	Wall Thickness	Box Qty	Carton Qty
2370	Core Zip-It®	Nylon Core Zip-It, no screws	3/8" to 1"	100	1000
2390	Core Zip-It®	Nylon Core Zip-It Jr. no screws	3/8" to 5/8"	100	1000
2371	Core Zip-It®	Zinc Core Zip-It, no screws	3/8" to 1"	100	1000

Core Zip-It® available only in Canada



### Zinc Zip-It®

Cat No.	Style	Description	Wall Thickness	Box Qty	Carton Qty
2346Z	Zinc Zip-It®	Zinc Zip-It, no screws	3/8" to 1"	100	1000
2349Z	Zinc Zip-It®	Zinc Zip-It with #8 x 1" screws	3/8" to 1"	100	1000



### Zinc Zip-It® Jr.

Cat No.	Style	Description	Wall Thickness	Box Qty	Carton Qty
2362Z	Zinc Zip-It® Jr.	Zinc Zip-It Jr., no screws	3/8" to 5/8"	100	1000
2364Z	Zinc Zip-It® Jr.	Zinc Zip-It Jr. with #6 x 1" screws	3/8" to 5/8"	100	1000



### Zip-It® and Zip-It® Jr. Kits

Cat No.	Style	Description	Wall Thickness	Box Qty	Carton Qty
2368	Nylon Zip-It®	50 Nylon Zip-It Anchors with #8 x 1" screws	3/8" to 1"	1	10
2367	Nylon Zip-It® Jr.	50 Nylon Zip-It Jr. with #6 x 1" Screws (includes #2 Phillips driver bit)	3/8" to 5/8"	1	10
2369Z	Zinc Zip-It®	50 Zinc Zip-It Anchors with #8 x 1" screws	3/8" to 1"	1	10



### Bulk Zip-It® and Zip-It® Jr.

Cat No.	Style	Description	Wall Thickness	Box Qty
9630	Nylon Zip-It®	Nylon Zip-It, no screws	3/8" to 1"	5000
2355	Nylon Zip-It®	Nylon Zip-It with #8 x 1" screws	3/8" to 1"	5000
2365	Nylon Zip-It® Jr.	Nylon Zip-It Jr., no screws	3/8" to 5/8"	5000
2356Z	Zinc Zip-It®	Zinc Zip-It, no screws	3/8" to 1"	1000
2363Z	Zinc Zip-It® Jr.	Zinc Zip-It Jr., no screws	3/8" to 5/8"	5000